


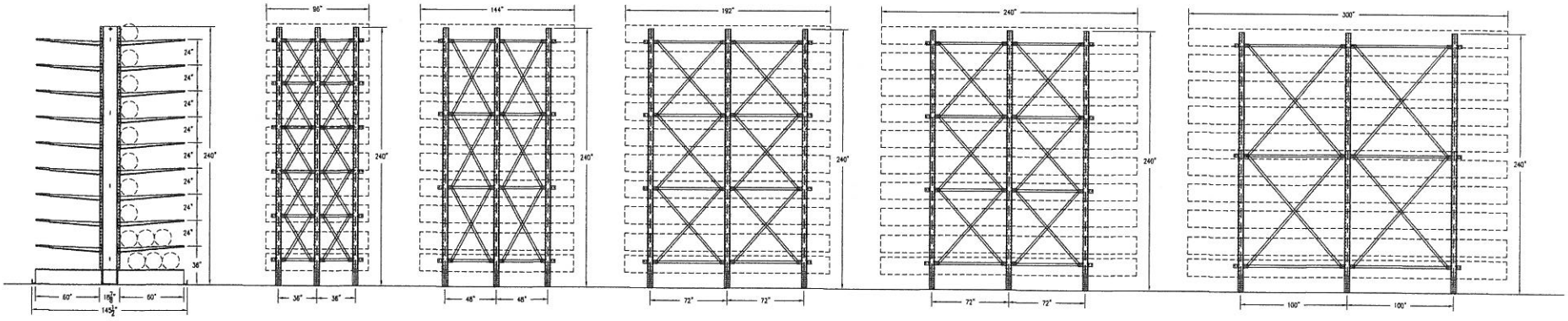
SS 60" X 12"

OFFICES

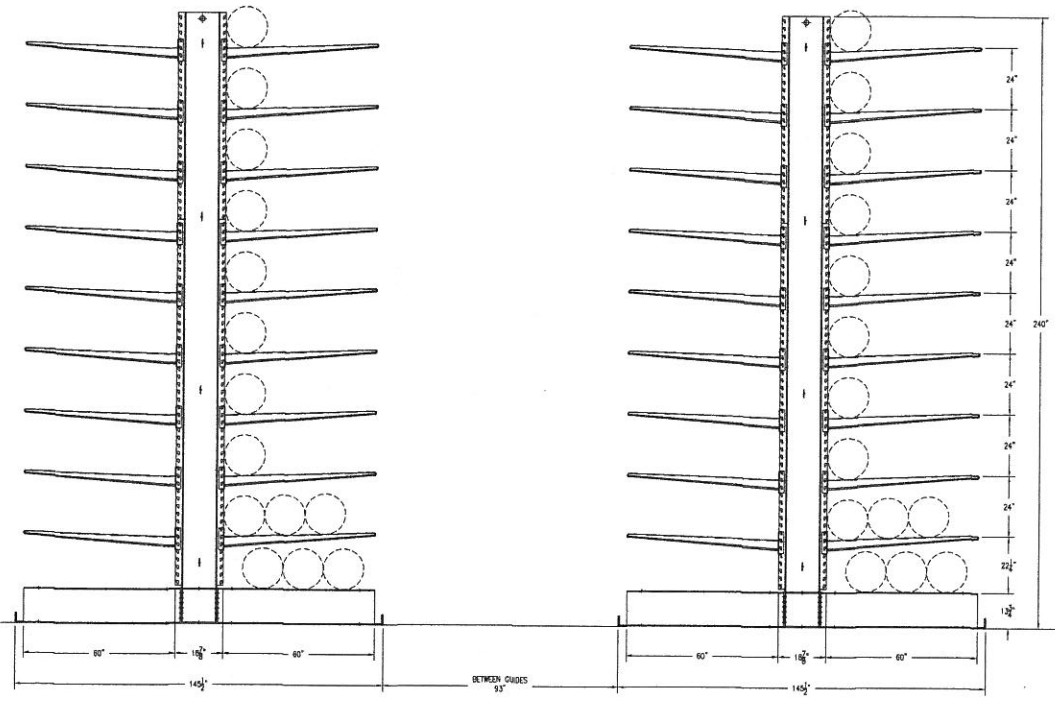
| | | |
|---|----------|--|
| DRAWING APPROVAL | | <input type="checkbox"/> APPROVED AS DRAWN |
| PRINT NAME | | <input type="checkbox"/> APPROVED AS NOTED |
| SIGNATURE | DATE | |
| NOTE: This drawing has been generated for customer review and approval. It is not intended to serve as an installation drawing. | | |
| 2 | 11/08/12 | Customer Revisions |
| 1 | 10-17-12 | Customer Review and Approval |
| LTR | DATE | REVISION |



01 STORAGE SYSTEM LAYOUT
SCALE: 1/8" = 1'-0"



01 ELEVATIONS
S-2 SCALE: 1/4" = 1'-0"



01 DETAIL - AISLE DIMENSIONS
S-2 SCALE: 1/2" = 1'-0"

DRAWING APPROVAL APPROVED AS DRAWN
 APPROVED AS NOTED

PRINT NAME _____

SIGNATURE _____ DATE _____

NOTE: This drawing has been generated for customer review and approval. It is not intended to serve as an installation drawing.

| | | |
|-----|----------|------------------------------|
| 1 | 10-17-12 | Customer Review and Approval |
| LTR | DATE | REVISION |

WestCoast Warehouse Consultants